





# 3R

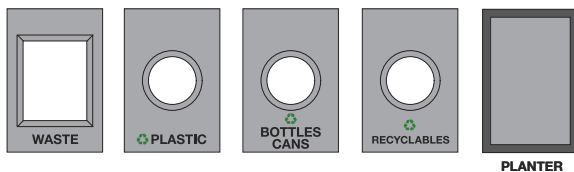
Plastic Laminate\*

Wood Veneer\*

Panel Options

	Plastic Laminate*	Wood Veneer*
<b>6700</b>	1530	1720
 <p><b>Waste/Recycling Center</b> Painted steel frame Stainless steel lid 18 Gallon receptacle</p> <p>14.5w x 20.5d x 30h</p>		
<b>6701</b>	2470	2820
 <p><b>Waste/Recycling Center</b> Painted steel frame Stainless steel lid (2) 18 Gallon receptacles</p> <p>27w x 20.5d x 30h</p>		
<b>6702</b>	3420	3920
 <p><b>Waste/Recycling Center</b> Painted steel frame Stainless steel lid (3) 18 Gallon receptacles</p> <p>39.5w x 20.5d x 30h</p>		
<b>6703</b>	4350	5010
 <p><b>Waste/Recycling Center</b> Painted steel frame Stainless steel lid (4) 18 Gallon receptacles</p> <p>52w x 20.5d x 30h</p>		

## Stainless Steel Lids Selection



## Panel Material Selections

\* Plastic Laminate Panels - Wilsonart Panels with self edge; refer to page 8

\* Wood Veneered Panels - Maple or Cherry with Standard Wood Finishes; refer to page 8

Custom Material and Finishes Available.

### Notes:

1. Specify frame paint finish.
2. Select lid/label and configuration of lids.
3. Specify panel material.
4. Waste/Recycling units have an internal bag-holding system to secure plastic bag.
5. Waste/Recycling receptacles come with rigid plastic liner.
6. Planter option has aluminum container 10" deep, unless depth is specified.
7. Dimensions include 1/2" thick panels.


# 3R

Plastic Laminate

Wood Veneer

Panel Options


<b>6704</b>	1730	1860
-------------	------	------



**Waste/Recycling Center**  
 Painted steel frame  
 Stainless steel lid  
 30 Gallon receptacle

20.5w x 20.5d x 30h


<b>6705</b>	2830	3280
-------------	------	------



**Waste/Recycling Center**  
 Painted steel frame  
 Stainless steel lid  
 (2) 30 Gallon receptacles

39w x 20.5d x 30h

<b>6706</b>	3920	4680
-------------	------	------



**Waste/Recycling Center**  
 Painted steel frame  
 Stainless steel lid  
 (3) 30 Gallon receptacles

57.5w x 20.5d x 30h

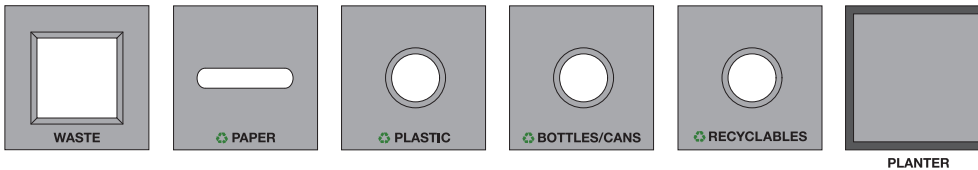
<b>6707</b>	5030	6090
-------------	------	------



**Waste/Recycling Center**  
 Painted steel frame  
 Stainless steel lid  
 (4) 30 Gallon receptacles

76w x 20.5d x 30h

## Stainless Steel Lids Selection



## Panel Material Selections

- \* Plastic Laminate Panels - Wilsonart, Panels with self edge; refer to page 8
  - \* Wood Veneered Panels - Maple or Cherry with Standard Wood Finishes; refer to page 8
- Custom Material and Finishes Available.

### Notes:





1. Specify frame paint finish.
2. Select lid/label and configuration of lids.
3. Specify panel material.
4. Waste/Recycling units have an internal bag-holding system to secure plastic bag.
5. Waste/Recycling receptacles come with rigid plastic liner.
6. Planter option has aluminum container 10" deep, unless depth is specified.
7. Dimensions include 1/2" thick panels.

3R

Plastic Laminate \*

Wood Veneer \*

Panel Options

	Plastic Laminate *	Wood Veneer *
<b>6708</b>	2690	3140
	<b>Waste/Recycling Center</b> Painted steel frame Stainless steel lid 30/18 Gallon receptacles  33w x 20.5d x 30h	
<b>6709</b>	3630	4150
	<b>Waste/Recycling Center</b> Painted steel frame Stainless steel lid 30/18/18 Gallon receptacles  45.5w x 20.5d x 30h	
<b>6710</b>	3780	4540
	<b>Waste/Recycling Center</b> Painted steel frame Stainless steel lid 30/30/18 Gallon receptacles  51w x 20.5d x 30h	
<b>6711</b>	4550	5220
	<b>Waste/Recycling Center</b> Painted steel frame Stainless steel lid 30/18/18/18 Gallon receptacles  58w x 20.5d x 30h	

Notes:

1. Refer to page 8 and 12 for lid and panel selections and specification notes

# 3R

Plastic Laminate \*

Wood Veneer \*

Panel Options

**6712**

4760

5420



**Waste/Recycling Center**

Painted steel frame  
Stainless steel lid  
30/30/18/18 Gallon receptacles

64w x 20.5d x 30h

**6713**

4880

5940

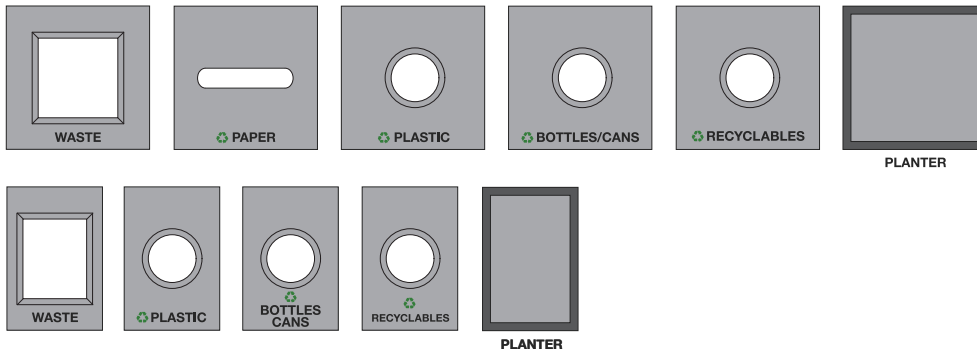


**Waste/Recycling Center**

Painted steel frame  
Stainless steel lid  
30/30/30/18 Gallon receptacles

70w x 20.5d x 30h

## Stainless Steel Lids Selection



## Panel Material Selections

- \* Plastic Laminate Panels - Wilsonart Panels with self edge; refer to page 8
  - \* Wood Veneered Panels - Maple or Cherry with Standard Wood Finishes; refer to page 8
- Custom Material and Finishes Available.

**Notes:**

1. Specify frame paint finish.
2. Select lid/label and configuration of lids.
3. Specify panel material.
4. Waste/Recycling units have an internal bag-holding system to secure plastic bag.
5. Waste/Recycling receptacles come with rigid plastic liner.
6. Planter option has aluminum container 10" deep, unless depth is specified.
7. Dimensions include 1/2" thick panels.